


Account Creation and Getting Started Instructions
For Online Mathematics Courses Taught By John Seims at Mesa Community College

1. Before you get started, it is vital that you are sure the online version of this class is right for you. Each semester, many students are not ready for the rigor and time requirements of an online class. To be successful, you should expect to put in 10 to 15 hours per week. Online classes are not for everyone. Please visit <http://www.mc.maricopa.edu/dept/d25/mathonline/> to make sure you are ready for this class. The quizzes on this site are great for determining your readiness. When you are sure this is the class for you, continue to step two below.
2. Get your textbook. You have two options for this: (1) Printed Textbook or (2) Online Textbook
 - a. Buy a **NEW** textbook from a CAMPUS book store. **Only new textbooks will contain the access key that you will need to access the course. The access key comes with new textbooks only.** CAUTION: Used textbooks may not contain the access key. If you bought a used textbook, you will also need to do option 2b below which may end up costing you more than a new textbook. A new textbook (either course) will cost you approximately \$140. Your textbook will look like one of the following:

*For MAT 151 – College Algebra
(Same Text, Different Cover)*




Sullivan and Sullivan
(Specialized for MCC)

or




Sullivan and Sullivan

For MAT 182 - Trigonometry



Dugopolski

For MAT 172- Finite Mathematics



Lial, Hungerford, Holcom

- b. If you are comfortable reading the textbook from your computer screen, you may want to purchase an access key only which will give you access to the online version of the textbook. This will cost you approximately \$70, so purchasing a new physical textbook may be a desirable option.

Caution: Used textbooks do not have the access key to access the course. Do not use used textbooks.

3. Set up your CourseCompass account. Select the appropriate option.
- a. *New Textbooks With Access Key* The access key should be inside the text. If you are sure this course is right for you, open the text and expose the access key. You may not be able to return the text book once the access key is exposed. Be sure this online course is right for you!! Go to <http://www.coursecompass.com/> and click *Register* under *Students* to start the registration process. This will set up your account. Since you already have an access key, you DO NOT need to purchase another one. Follow the instructions on the web page. The access code for the course is below.
- b. *Used Textbooks Without an Access Key* You will need to follow step 3c to purchase an access code or you can return your used book and purchase a new textbook from a campus bookstore.
- c. *Online Textbook Only* You will need to purchase an access key. When you are sure this online class is right for you, go to <http://www.coursecompass.com/> and click *Register* under *Students*. Follow the instructions on the website. Once you enter the course ID (below) and find the course, click the *Buy Now* option.

<i>Course</i>	<i>Course ID</i>
<i>MAT 151 – College Algebra</i>	seims51963
<i>MAT 172 – Finite Mathematics</i>	seims23526
<i>MAT 182 – Trigonometry</i>	seims13975

4. Now that your account is created, you are ready to login to the course and get started. Go to <http://www.coursecompass.com> and click the *Log In* button. Use the login name and password you created. Once in the course, **read the announcements carefully and complete the scavenger hunt.**